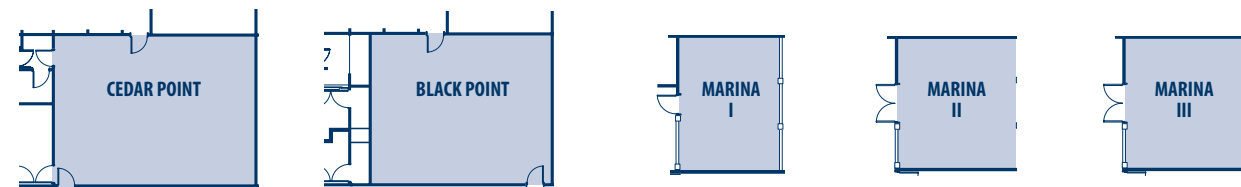


GENEVA LAKE CONFERENCE CENTER

ROOM	DIMENSIONS			CAPACITIES			
	SIZE	SQ. FT.	CEILING	THEATRE	CLASSROOM	U-SHAPE CONFERENCE	BANQUET
GENEVA LAKE I	22 X 27	594	10'	49	24	20	45
GENEVA LAKE II	22 X 27	594	10'	49	24	20	45
GENEVA LAKE III	22 X 27	594	10'	49	24	20	45
GENEVA LAKE IV	22 X 27	594	10'	49	24	20	45
GENEVA LAKE V	22 X 27	594	10'	49	24	20	45
GENEVA LAKE VI	33 X 27	891	9'	65	40	30	60
GENEVA LAKE VII	33 X 27	891	9'	65	40	30	60
GENEVA LAKE VIII	33 X 27	891	9'	65	40	30	60
GENEVA LAKE BOARD ROOM	11 X 14	154	10'	—	—	—	—



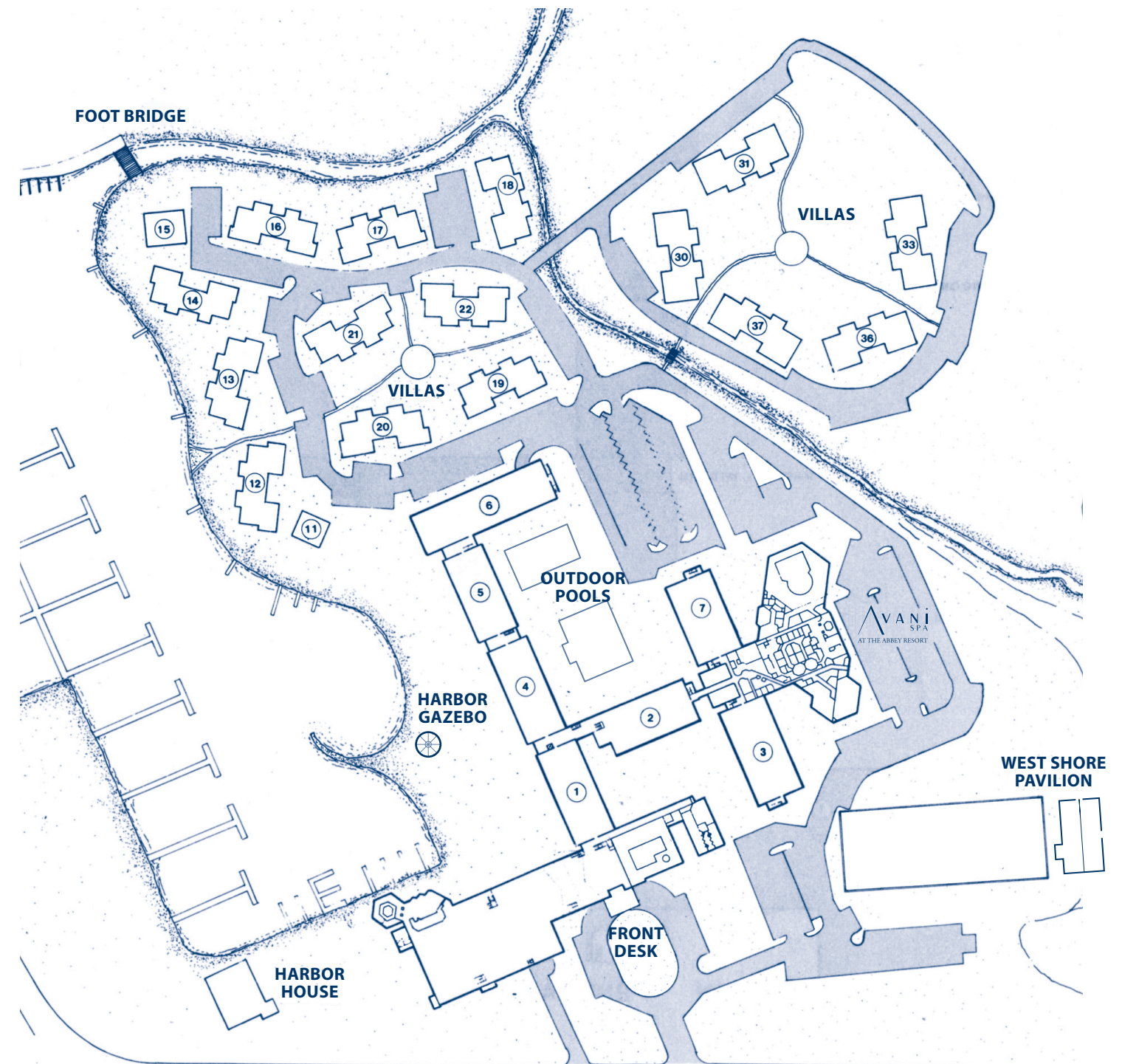
ADDITIONAL FUNCTION SPACE

ROOM	DIMENSIONS			CAPACITIES			
	SIZE	SQ. FT.	CEILING	THEATRE	CLASSROOM	U-SHAPE CONFERENCE	BANQUET
CEDAR POINT	32 X 26	832	11'	90	50	34	70
BLACK POINT	32 X 26	832	9'	90	50	34	70
MARINA I	14 X 17	238	8'	20	9	10	10
MARINA II	22 X 27	238	8'	20	9	10	10
MARINA III	22 X 27	238	8'	20	9	12	10

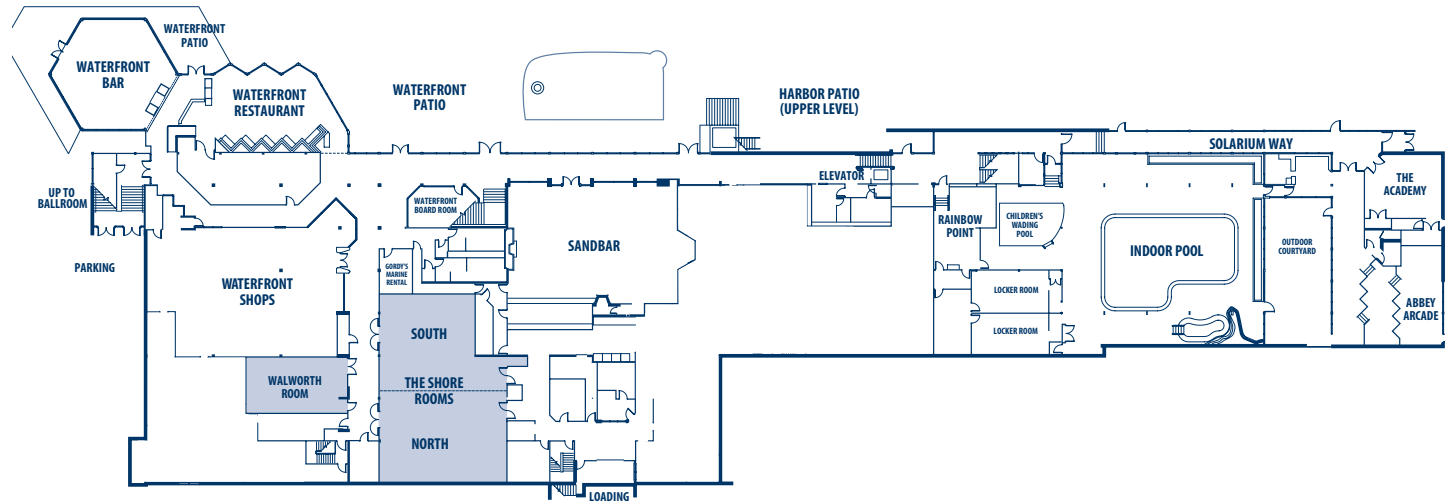
THE ABBEY RESORT

The Lake Geneva Experience

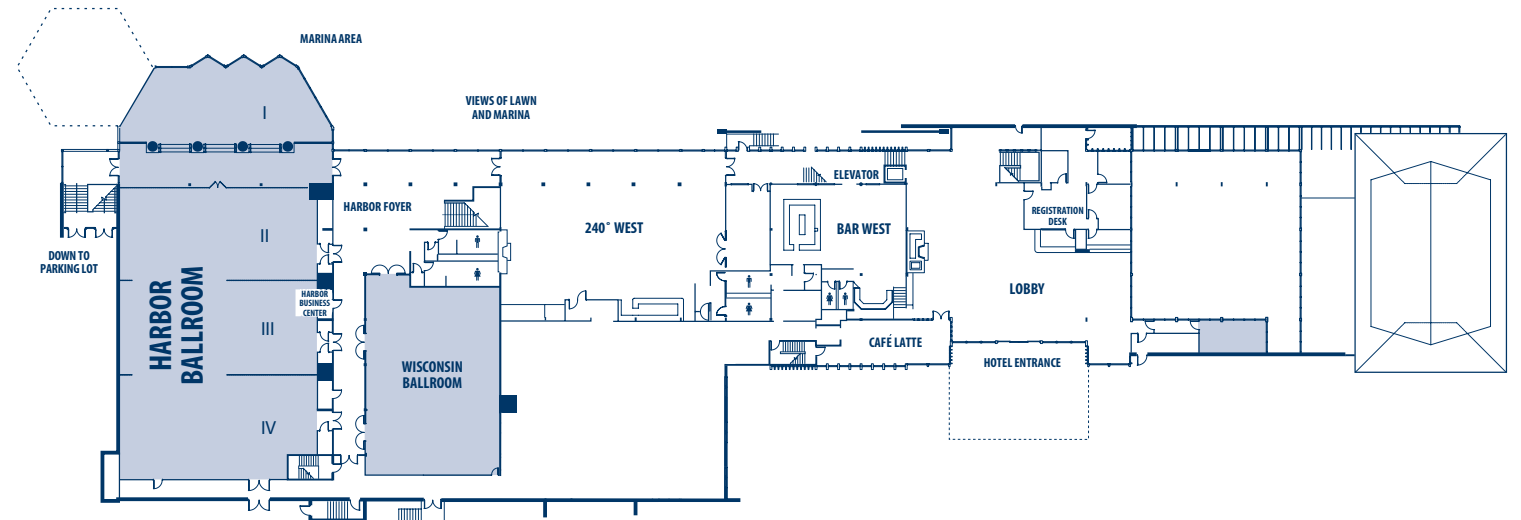
PROPERTY MAP



LOWER LEVEL



UPPER LEVEL



WATERFRONT AND BREAKOUT AREA

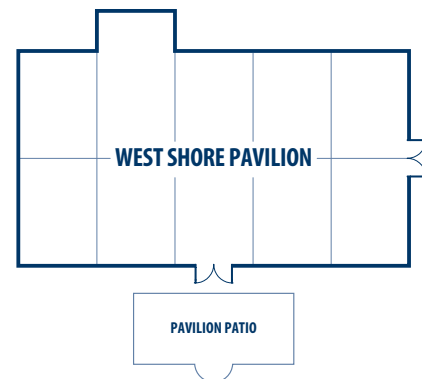
ROOM	DIMENSIONS				CAPACITIES					
	SIZE	SQ. FT.	CEILING	EXHIBIT	THEATRE	CLASSROOM	U-SHAPE CONFERENCE	BANQUET	EXHIBIT	
THE SHORE ROOM	67 X 46	3082	9'	22	204	180	80	220	15	
NORTH SHORE	46 X 32	1944	9'	11	180	50	40	102	6	
SOUTH SHORE	46 X 32	1638	9'	10	150	50	35	100	9	
WALWORTH	20 X 25	500	9'	—	30	20	16	20	4	
SANDBAR	43 X 63	2709	9'	—	250	100	50	180	17	
WATERFRONT BOARD ROOM	—	—	—	—	—	—	—	—	—	

BALLROOMS AND LOBBY LEVELS

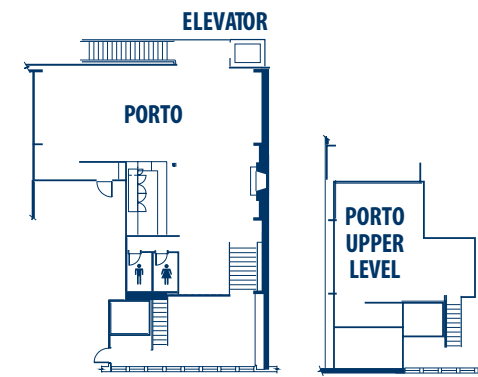
ROOM	DIMENSIONS					CAPACITIES				
	SIZE	SQ. FT.	CEILING	EXHIBIT	THEATRE	CLASSROOM	U-SHAPE CONFERENCE	BANQUET	EXHIBIT	
HARBOR BALLROOM	143 X 70	10,010	12'	62	1100	450	—	800	57	
HARBOR BALLROOM I	40 X 70	2800	10'	12	200	60	35	140	7-10	
HARBOR BALLROOM II	33 X 70	2310	12'	12	210	159	60	160	10-12	
HARBOR BALLROOM III	34 X 70	2380	12'	13	240	164	70	170	17-19	
HARBOR BALLROOM IV	36 X 70	2520	12'	16	265	185	70	180	17-19	
WISCONSIN BALLROOM	48 X 73	3504	10'	21	350	200	70	220	—	

WEST SHORE PAVILION

SIZE	SQ. FT.	THEATRE	CLASSROOM	BANQUET	EXHIBIT
100 X 60	6000	631	342	432-60'	28-32



PORTO (ABBEY A-FRAME)



SEATING TYPE	LEVEL 1	LEVEL 2	LEVEL 3
PLATED SEATING	56	16	30
BUFFET SEATING	48	16	30